

Adding GTIN products (Single Add)

GS1 User Guide in How to Add GTIN Products

Table of Contents

Overview and Purpose	1
Requirements.....	1
Navigate to GS1 website	2
Select the Preferred language	2
Input Login Details	3
Received SMS "OTP number"	4
Navigate to Main Members dashboard	5
Manage Products & GTIN Products	6
Add single GTIN product	6
How to "Export" in single items.....	9
Contact Information.....	13

Overview and Purpose

GS1 Saudi Arabia (GS1 KSA), to serve the end consumer, companies and other organizations have worked together in supply and demand chains. Whether you are a small company or a large one, whether you have one single product or hundreds, the GS1 System of Standards is perfectly suited to your needs.

The GS1 system of standards aims to raise the efficiency of business processes and to provide cost savings through automation based on globally unique identification and digital information.

This GS1 User's Guide Consist of step by step guides from start to finished, helping organizations to generate GS1 Barcode standard requirements in the Region.

Requirements

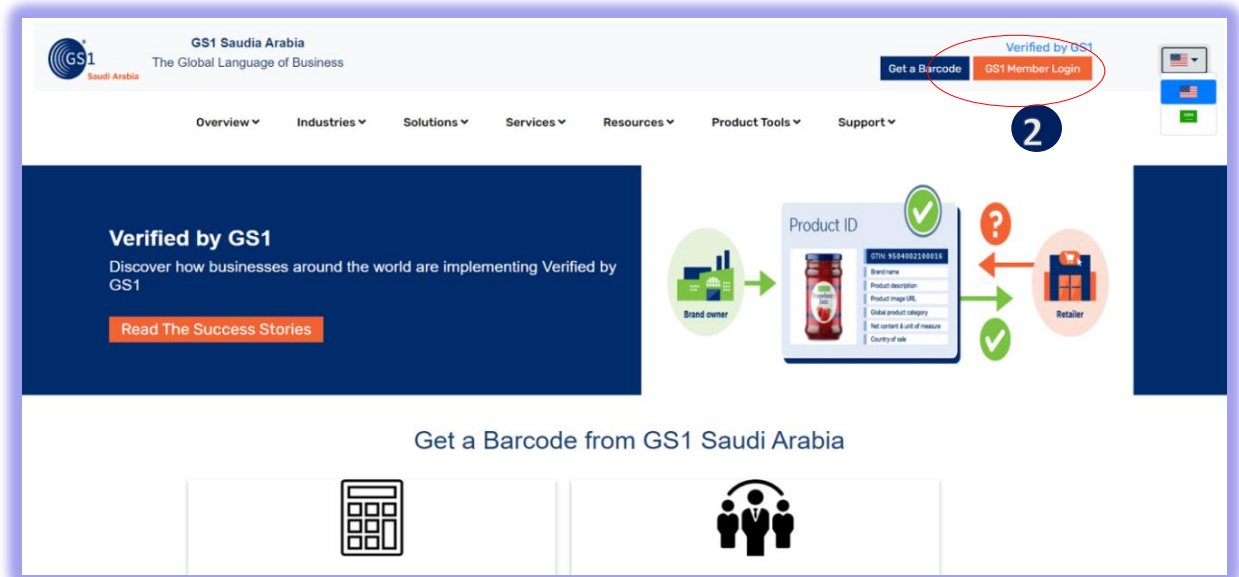
1. Successfully Registered to GS1 Saudi Arabia
2. Successfully Uploaded Payment slip
3. List of items to Generate GS1 barcodes

Navigate to GS1 website: <https://gs1.org.sa>

Select the Preferred language “English or Arabic” to Login



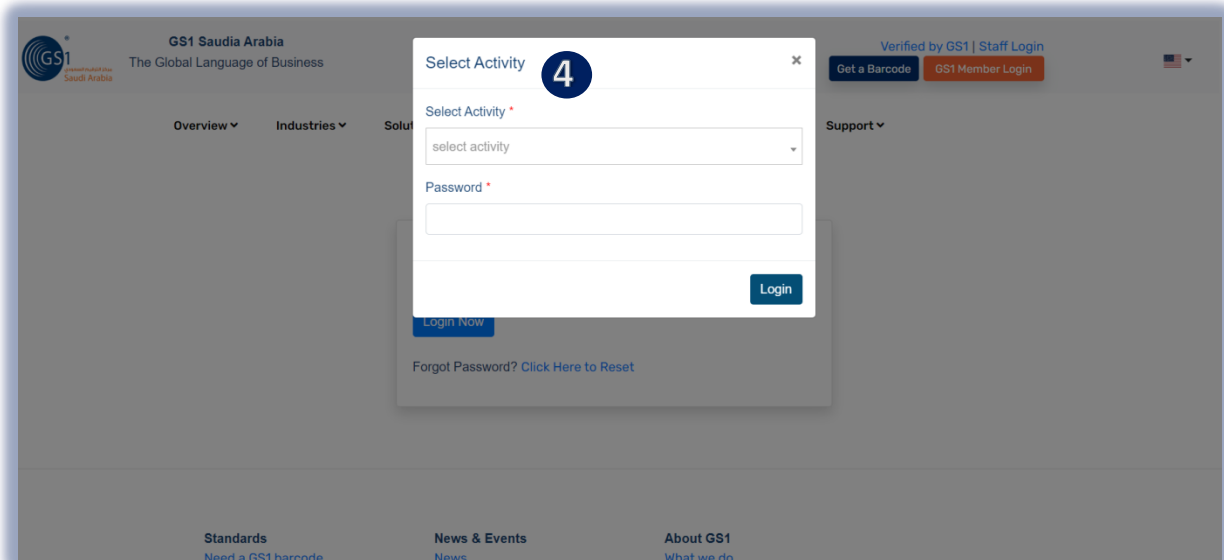
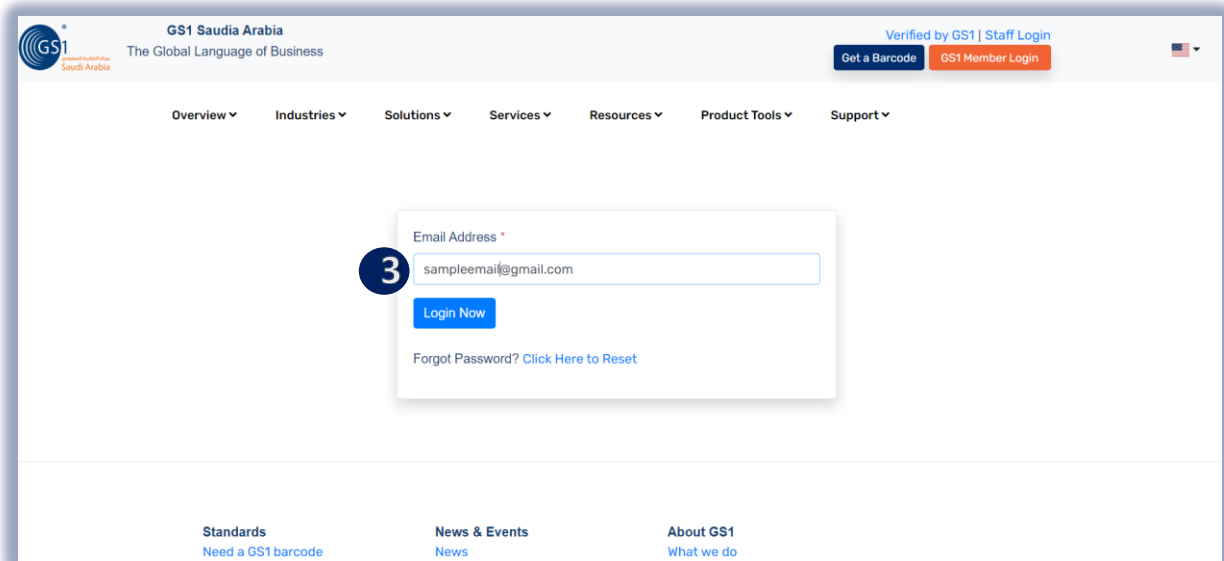
Find and Click “GS1 Member Login” to Continue



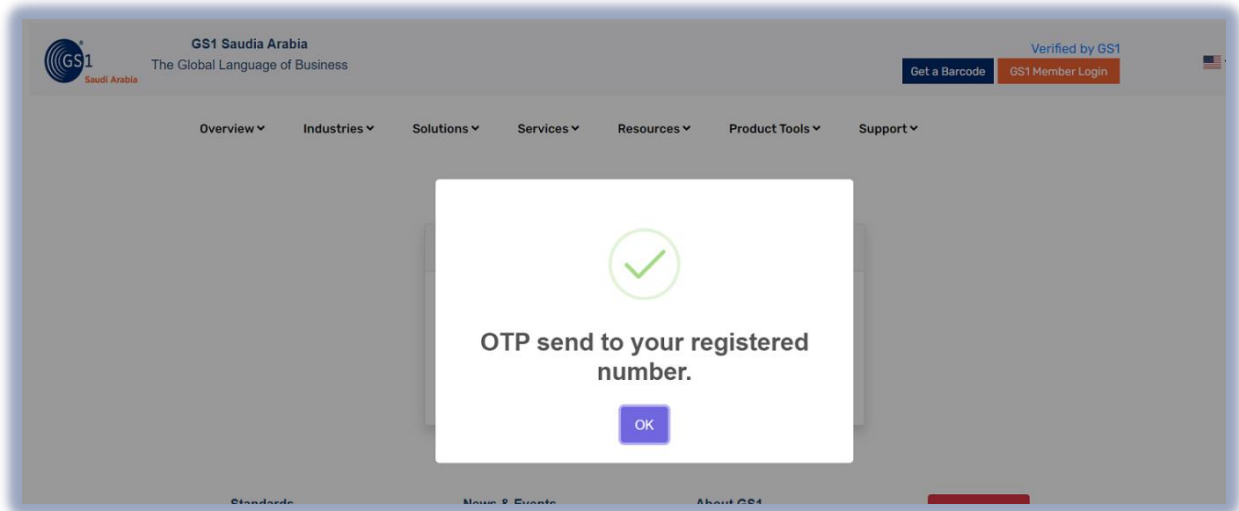
1 Click for Select Preferred language (Arabic or English) **2** Click “GS1 Member Login” to Login

Input Login Details

Enter "**Registered email address**" and Password "**initial password**" and click **Login Now**

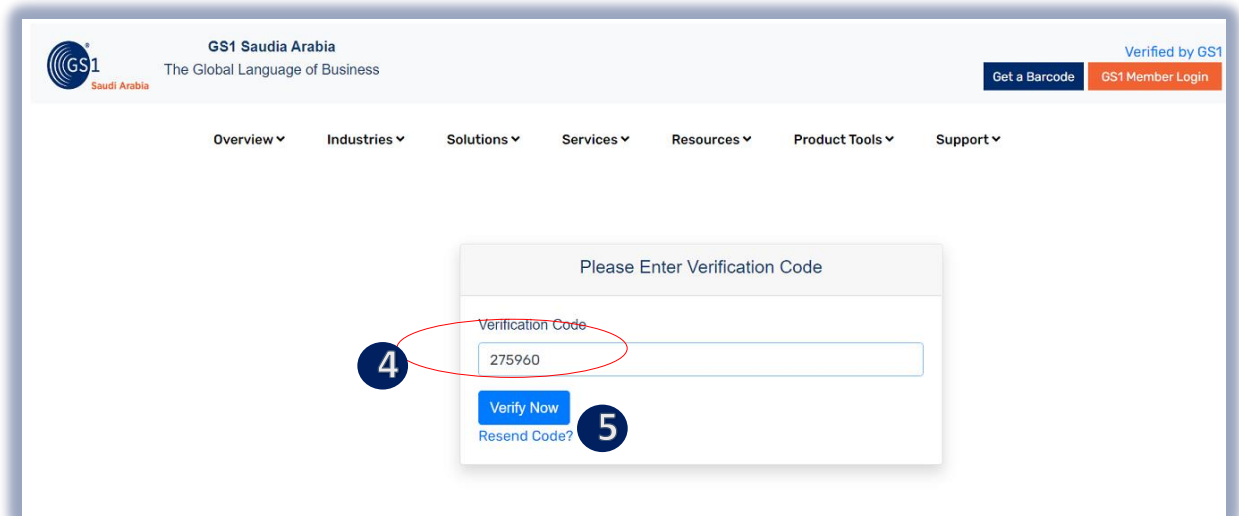


- 3** Input User Login Id or Registered "Email Address" and click "**Login Now**" to continue
- 4** Select Activity and enter "initial Password" from your email, Then Click "**Login**" to received SMS "OTP" and Popup message below will appear.



Received SMS "OTP number"

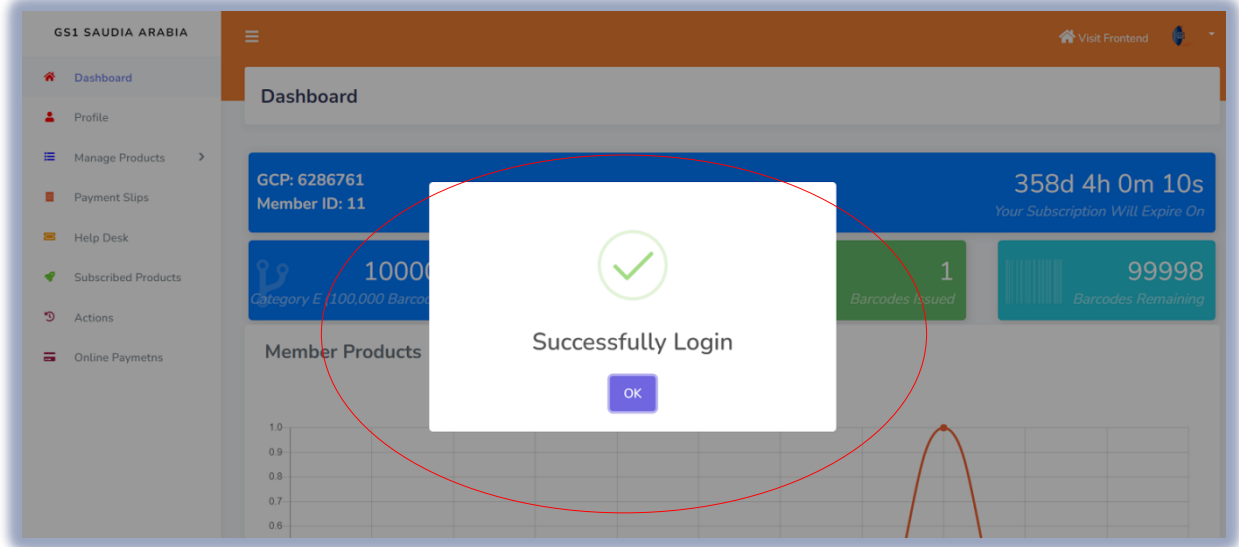
And Then Enter " **OTP number** "and Click "**Verify Now**" to Proceed on Members Dashboard



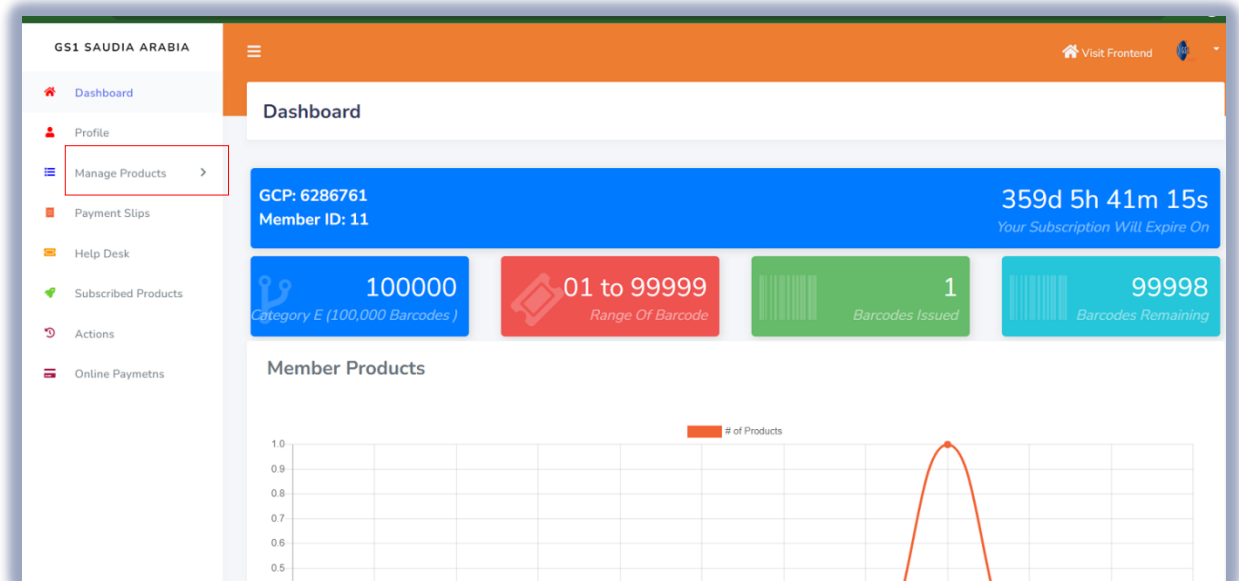
4 Enter "OTP "sent to your registered mobile no.

5 Click "Verify Now" to continue on Main Members Dashboard

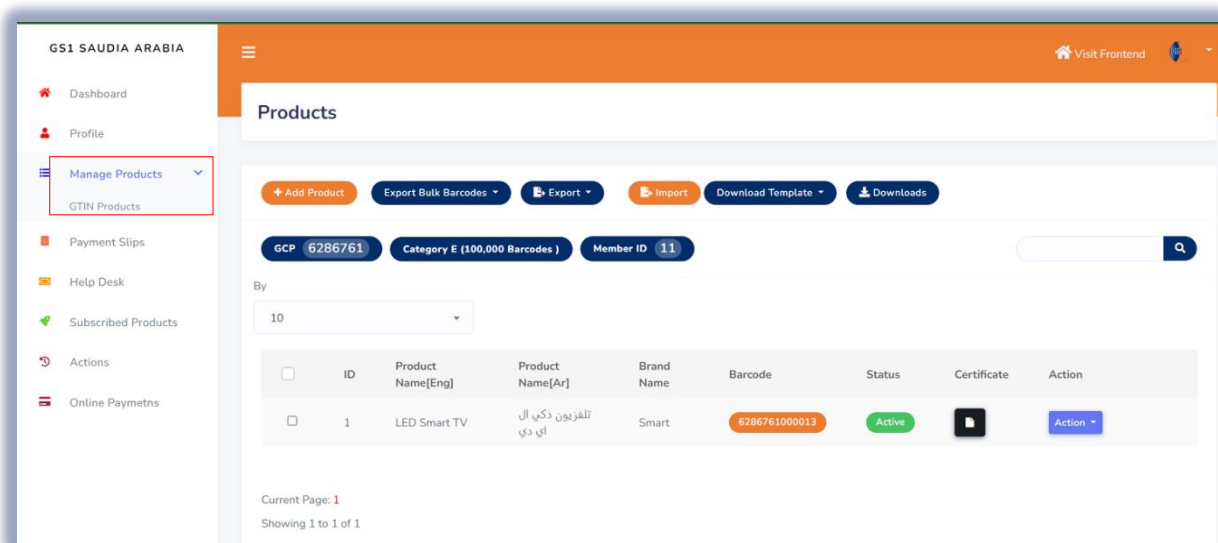
Popup Message will appear (Successfully Login". Refer below screen shots and then Click "OK" Button



Navigate to Main Members dashboard
Then Click "Manage Products" and "GTIN Products"



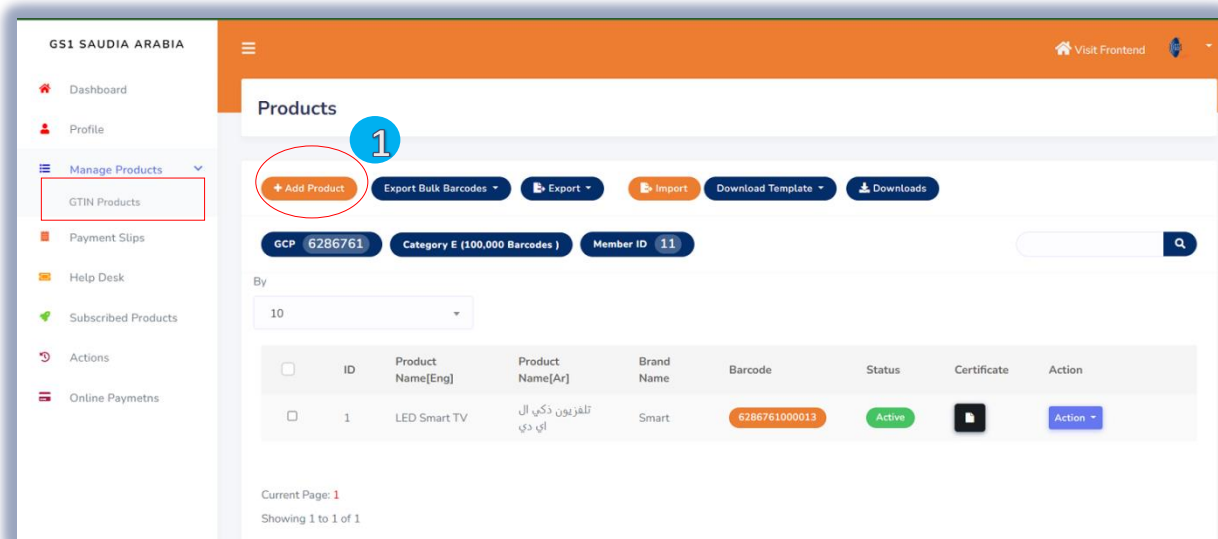
Manage Products & GTIN Products” in this section you can add products by single item, import with bulk items. Export your items with barcode, Download templates and items with barcodes, and also you can find each line item with barcode and certificates



Note: Must Successfully Uploaded Payment slip to Add Products

Add single GTIN product

Navigate **“GTIN Products”** and then Click **“+ Add Products”** to continue next step



1 Click **“+ Add Products”** to adding single items and Select or Input all the Mandatory (*●) details, same as screen below. (Mentioned company is example only)

GS1 SAUDIA ARABIA

Member: SMART APPLIANCES TRADING COMPANY
GCP: 6286761

Complete data
This number is registered to company; SMART APPLIANCES TRADING COMPANY

Product Name [English] * LED Smart TV
Product Name [Arabic] * تلفزيون ذكي ال اي دي

Brand Name * Smart
Unit Code * -select-
Size * Size
Origin * -select-
Country Of Sale * -select-
Product Desc Language * English
Product Type * -select-

Cont....

GS1 SAUDIA ARABIA

Product Type * -select-
Package Type * -select-
GPC * 72010000-Major Domestic Appliances
HS-Code search HS CODES...
Description [English] * sample tv
Description [Arabic] * عينة التلفزيون

Images are mandatory

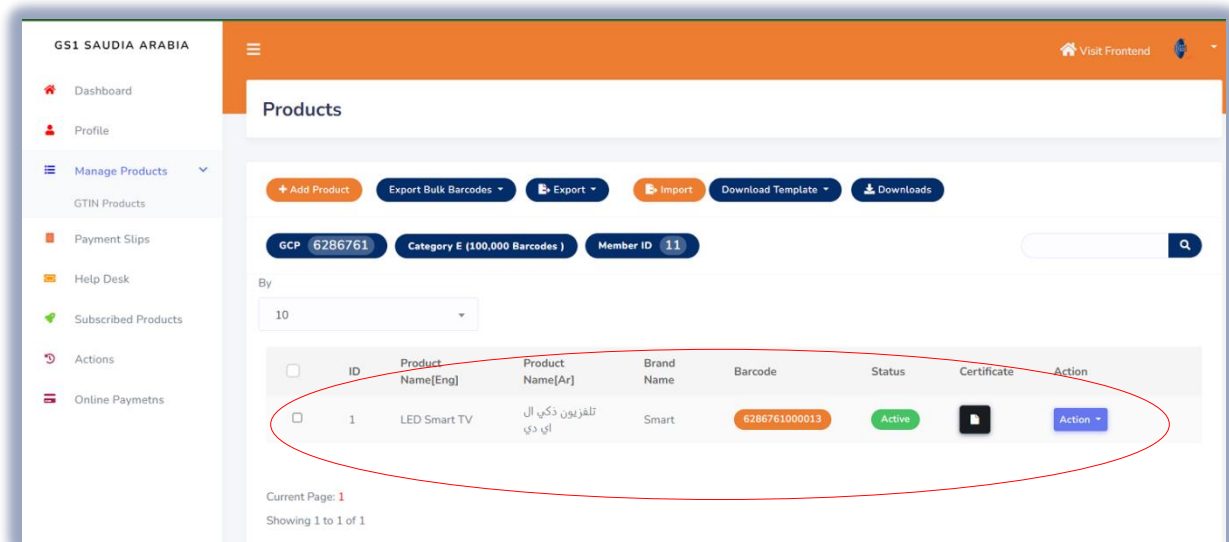
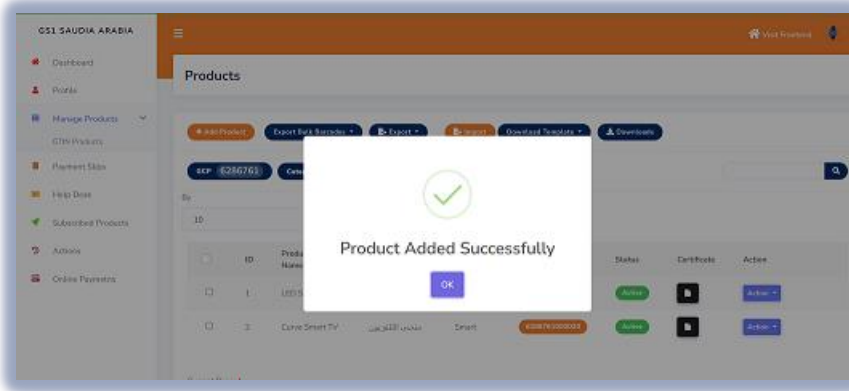
Front Photo
Back Photo

CHOOSE FILE CHOOSE FILE

Back Save Product

Above enter the mandatory details and Choose file for images of items.
Note (item Images are mandatory)

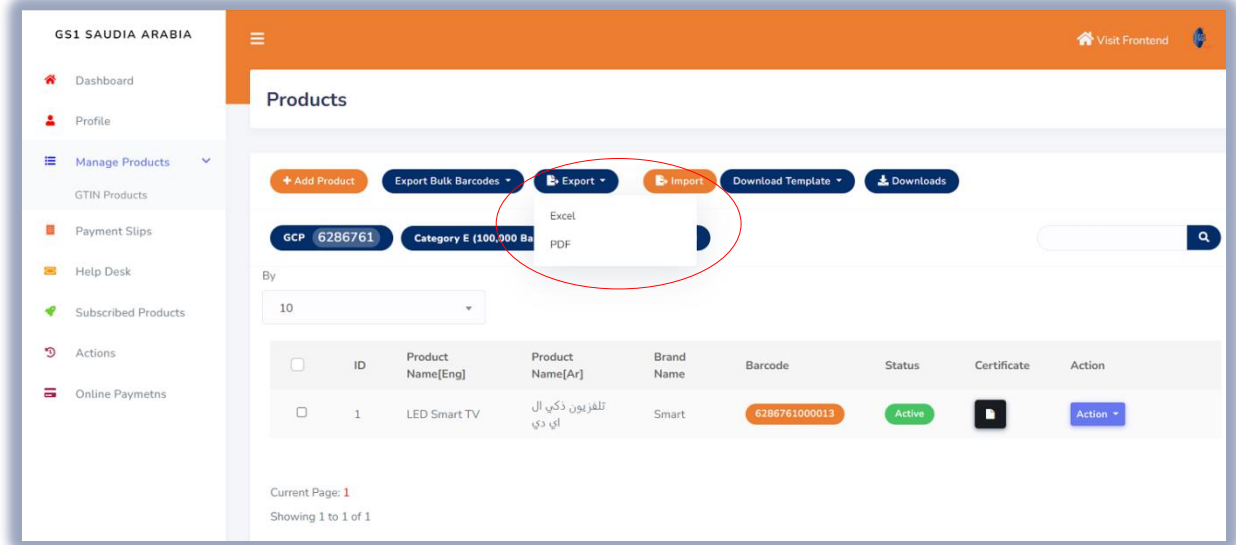
Once all has been filled up for single item details, then Click “SAVE PRODUCT” to save item And see next the same screen below.



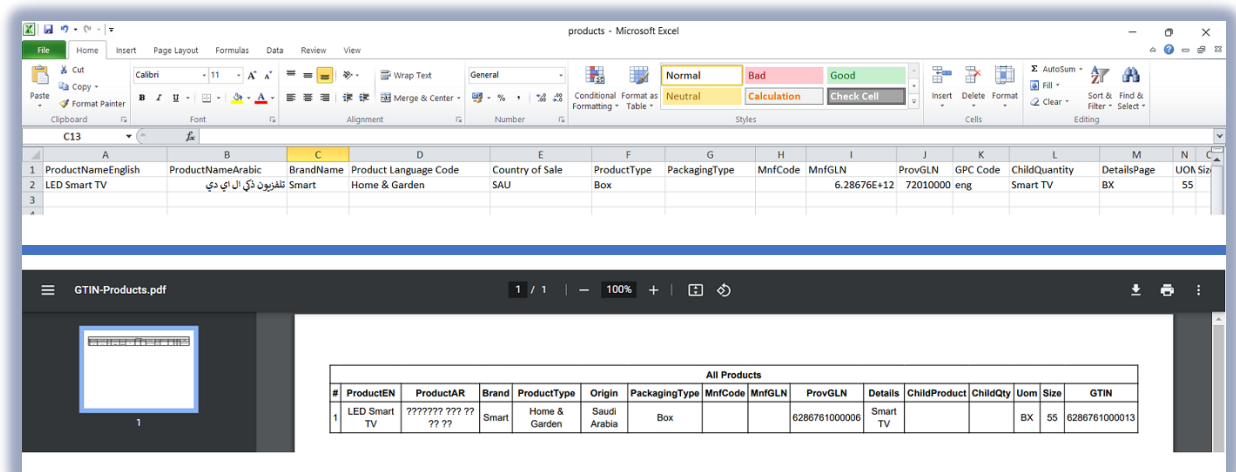
Then the item saved will appear like above details

How to “Export” in single items .

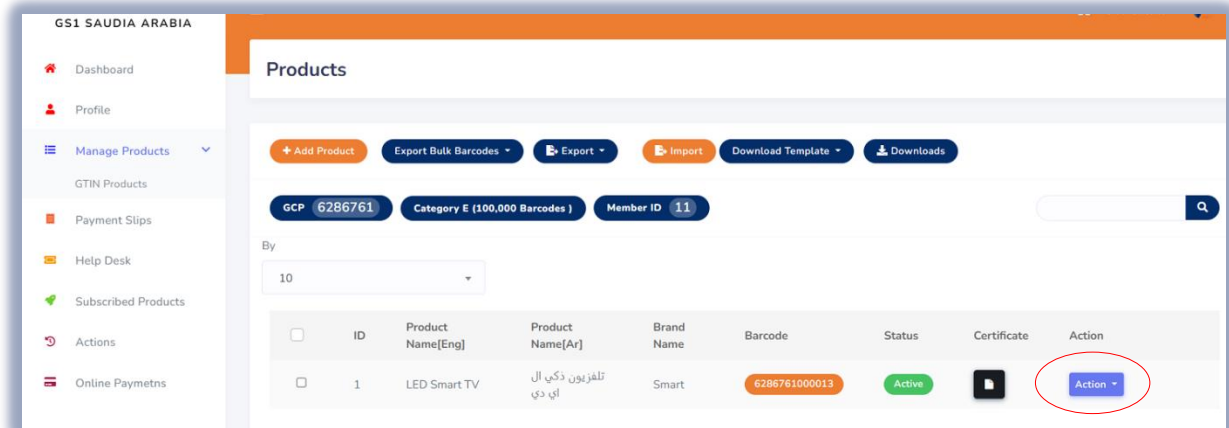
“Click Export” and options (Excel and PDF file) depends your comfortable file to export the items



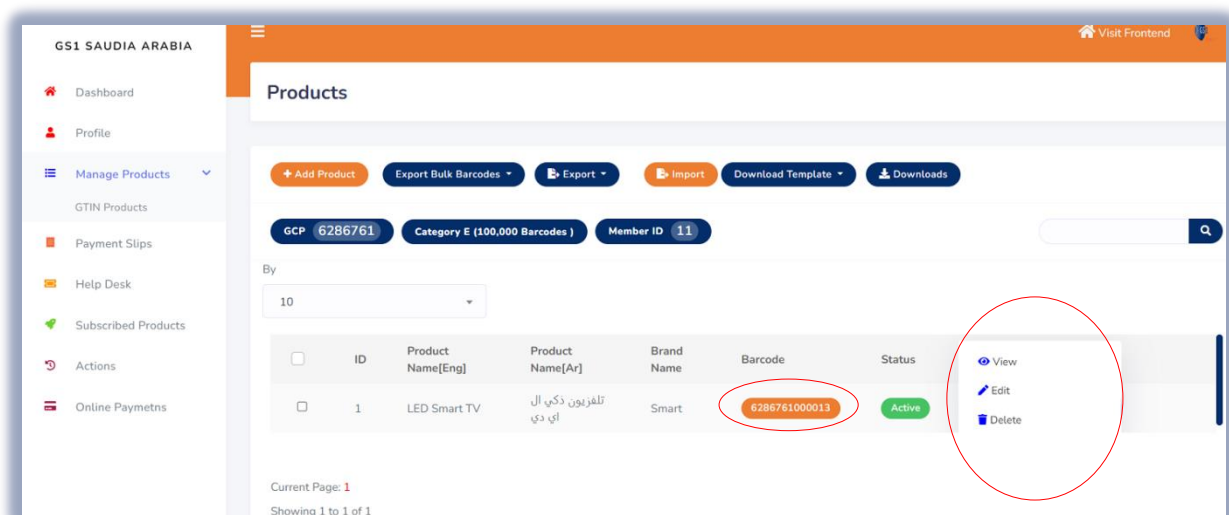
Example below for exported items (Excel and PDF file).



Click **“Action”** for option (View, Edit delete) of items



Refer below screen shot once **“Action”** button is clicked



6286761000013 GTIN barcode number

Once click each option

And **“Edit”** to change details of an item. **“Delete”** to remove any item

Example of **“View”** you can see all the details of what you enter of an items.

GS1 SAUDIA ARABIA

- [Dashboard](#)
- [Profile](#)
- [Manage Products](#) >
- [Payment Slips](#)
- [Help Desk](#)
- [Subscribed Products](#)
- [Actions](#)
- [Online Paymetns](#)

Complete data

This number is registered to company: SMART APPLIANCES TRADING COMPANY

Product Name [English] LED Smart TV	Product Name [Arabic] تلفزيون ذكي ال اي دي
--	---

Brand Name	Smart
Unit Code	BX
Size	55
Origin	Saudi Arabia
Country Of Sale	SAU
Product Desc Language	eng
Product Type	Home & Garden
Package Type	Box
GPC	72010000
HS-Code	Parts suitable for use solely or principally with transmission and reception apparatus for radio-telephony, radio-telegraphy, radio-broadcasting, television, television cameras, still image video cameras and other video camera recorders, radar apparatus, radio navigational aid apparatus or radio remote control apparatus, n.e.s.
Description [English]	Smart TV
Description	???????? ???


Continue screen shots blow

GS1 SAUDIA ARABIA


- [Dashboard](#)
- [Profile](#)
- [Manage Products](#) >
- [Payment Slips](#)
- [Help Desk](#)
- [Subscribed Products](#)
- [Actions](#)
- [Online Paymetns](#)



[Arabic]

Front Photo



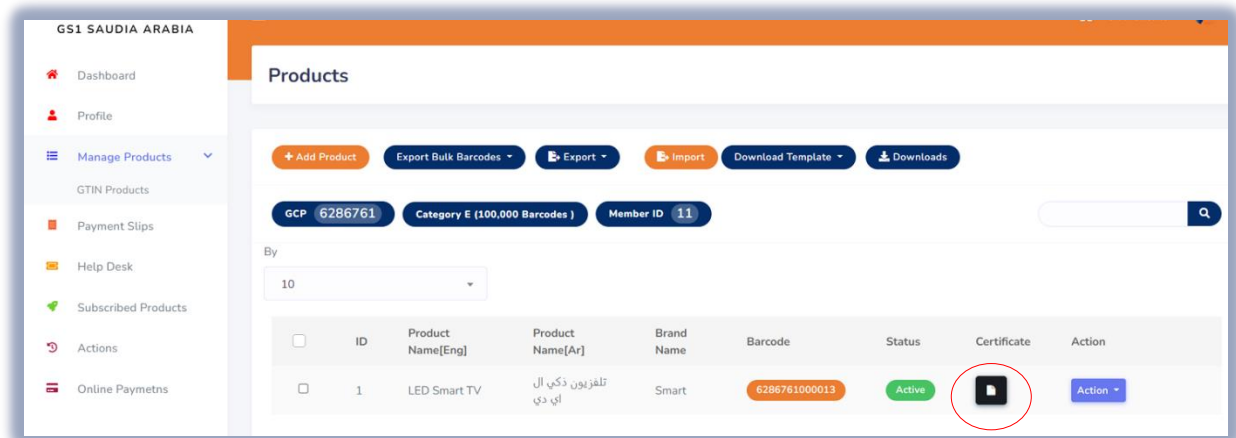
Back Photo



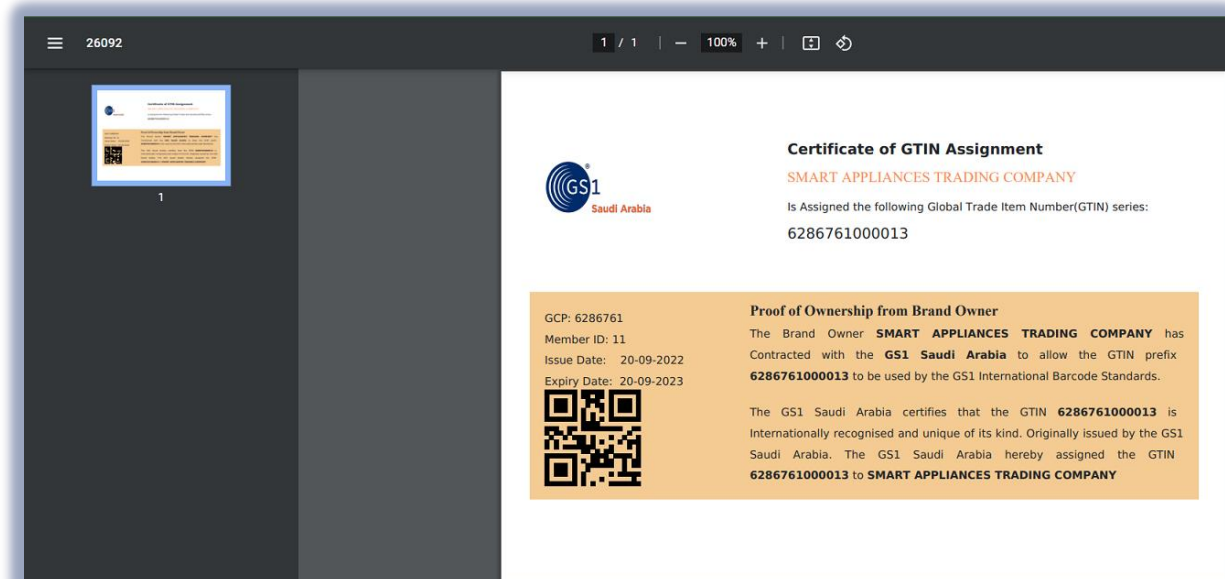
Barcode	 6286761000013	Download
DataMatrix		Download

Also in "View" item has the Download option

To View the “Certificate” of an item. Click file attached below the “Certificate” description



Click the Image/file below a “certificate” option. And then view the certificate. (See example below)



You can download also your certificate.

GCP - is a unique number that can then be used as a base by the company to generate unique identification numbers for products

GTIN - (**Global Trade Item Number**) is primarily used within barcodes, but it can also be used in other data carriers such as radio frequency identification (RFID)

Category – Barcodes subscription

Contact Information

In case any issues occur on registration journey, any questions and suggestions,
Please Contact us